









## ACEMAPP: What does this **icon** mean?

### Compliance Indicators:

- A **green checkmark** (✓) (✔) signifies that all requirements are complete.
- A **red "X"** (✗) (✖) indicates incomplete items (important for you to fix now).
- Hovering over the above these symbols provides details on any pending tasks.
- **Bullseye Icon** (): Indicating SCORM (Sharable Content Object Reference Model) courses, this icon provides access to interactive learning modules. Clicking it initiates the SCORM course.
- **Graduation Cap Icon** (): This icon signifies assessments or tests. Selecting it allows you to take assessments associated with your courses.
- **Book Icon** (): Representing **Standard Requirements** that must be completed, clicking on it lets you view and complete assigned courses.
- **Pencil Icon** (): This icon allows you to edit, upload or complete forms and documents. Clicking the pencil icon enables you to fill out and sign necessary forms.
- the **"View" icon**, typically represented by an eye symbol () , allows users to access detailed information or review specific items within the platform and upload.
-  a **Tiered Requirement** is a structured set of required compliance tasks divided into multiple groups or levels, allowing members to fulfill requirements through various options. These tiered requirements are identified by a specific icon featuring crossed arrows next to the requirement name. Only complete items within the tier.
- **Vendors Tab**-mean you are linked and connected from Advantage Student account to ACEMAPP (Background Check & Urine Drug Screen, this does not mean these items complete)
- -----



- The **thumbs up icon** () is used to signify successful or a positive completion
- One-off-Requirements []-Populate once per rotation assignment. You must complete for each clinical rotation experience.